

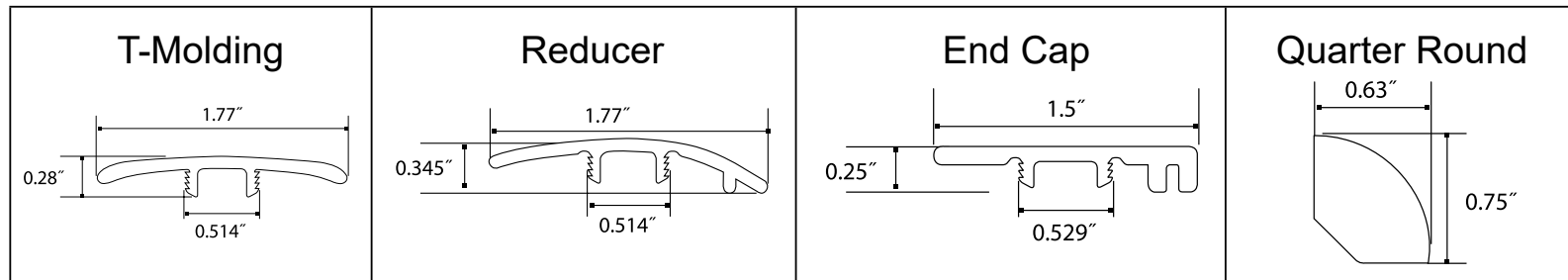


## MOLDING PROFILES

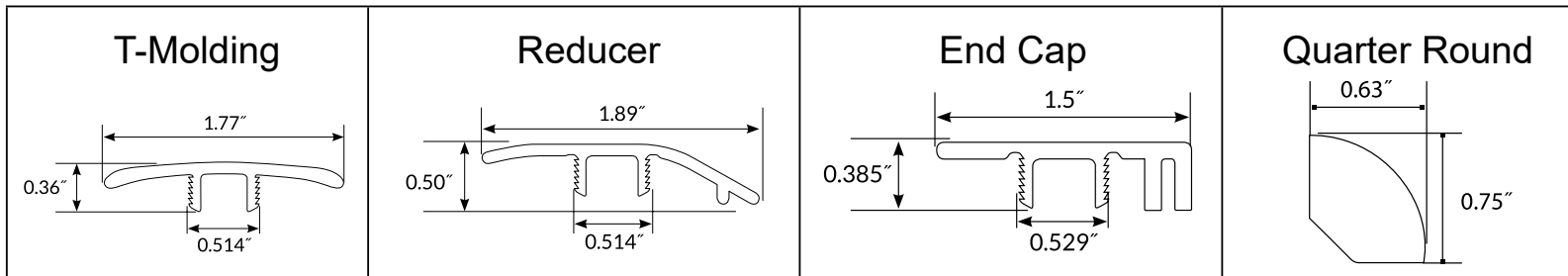
### FEATURES:

- All moldings are 94"
- Matching wear layer
- T-molding, Reducer, and End Cap come with a track and screws
- Flush Stair Nose can be installed as Overlap Stair Nose with use of a shim.
- No transition molding required in areas up to 6,400 ft<sup>2</sup> or 80 lf.

Jasper, Garnet, Topaz, Onyx, Opal, Sapphire, Crystal, Yosemite & Teton Collections



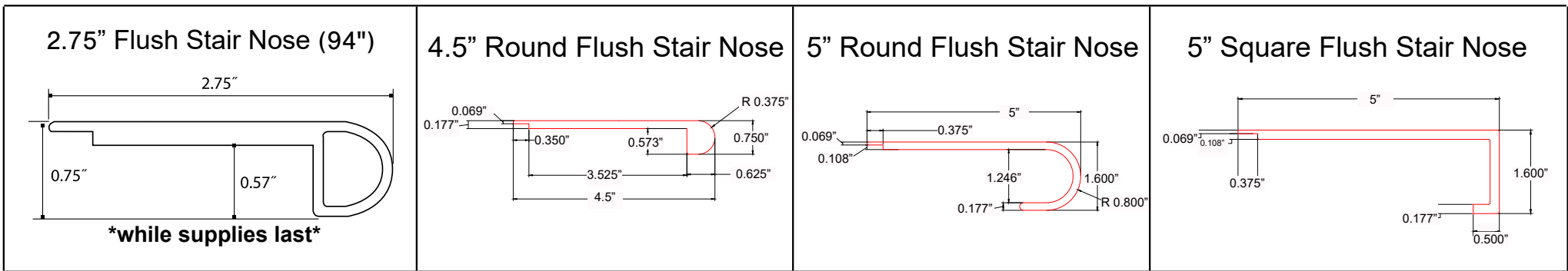
### Diamond Collection



## STAIR NOSINGS & TREADS

### FEATURES:

- Treads and Nosings are 47"
- 5" Round Flush Stair Nose and 5" Square Flush Stair Nose matches Tread



Can be fit over existing treads.

Can be fit over existing treads.

